

# Application Journey to German Universities

Navigating Your Path to German University Admission  
Grad Goals Webinar

Presenter: Pragadeeswari Deivendran



## ➤ About the Speaker & Session

### ● Speaker Background & Expertise

Pragadeeswari Deivendran, with strong academic training and internships, specializes in process development, simulation, and optimization, bringing practical engineering and research experience to prospective students.

### ● Study Experience & Session Goals

Shares firsthand experience studying at Otto von Guericke University, explaining the complete application journey, including language tests, APS, admission, visas, finances, and practical tips for success.

# Contents

---

01

Overview of Studying  
in Germany

02

Language Tests & APS  
Certificate

03

University Admission,  
Finance & Visa

# ✈️ Why Choose Germany for Higher Studies?



## **High-Quality, Affordable Education**

Public universities offer rigorous academic programs, strong research culture, and globally recognized degrees, while most institutions charge low or no tuition fees, reducing overall financial burden.



## **Career Prospects and Student Experience**

Strong industry linkages, abundant internships, and post-study work options support career growth, complemented by a safe, multicultural environment welcoming international students from diverse backgrounds.

## 🚩 Key Timelines: From Planning to Arrival



### 12–6 Months Before Departure

Start language preparation, research programs and intakes, and plan APS evaluation. Compare winter and summer deadlines, building buffer time for document issues or APS delays.



### Months to Arrival

Submit applications, arrange finances, and prepare visa documents early. Account for seasonal intake differences, potential embassy backlogs, and extra buffer time to minimize unexpected risks.

## 🚩 English & German Language Requirements



### English test options and score expectations

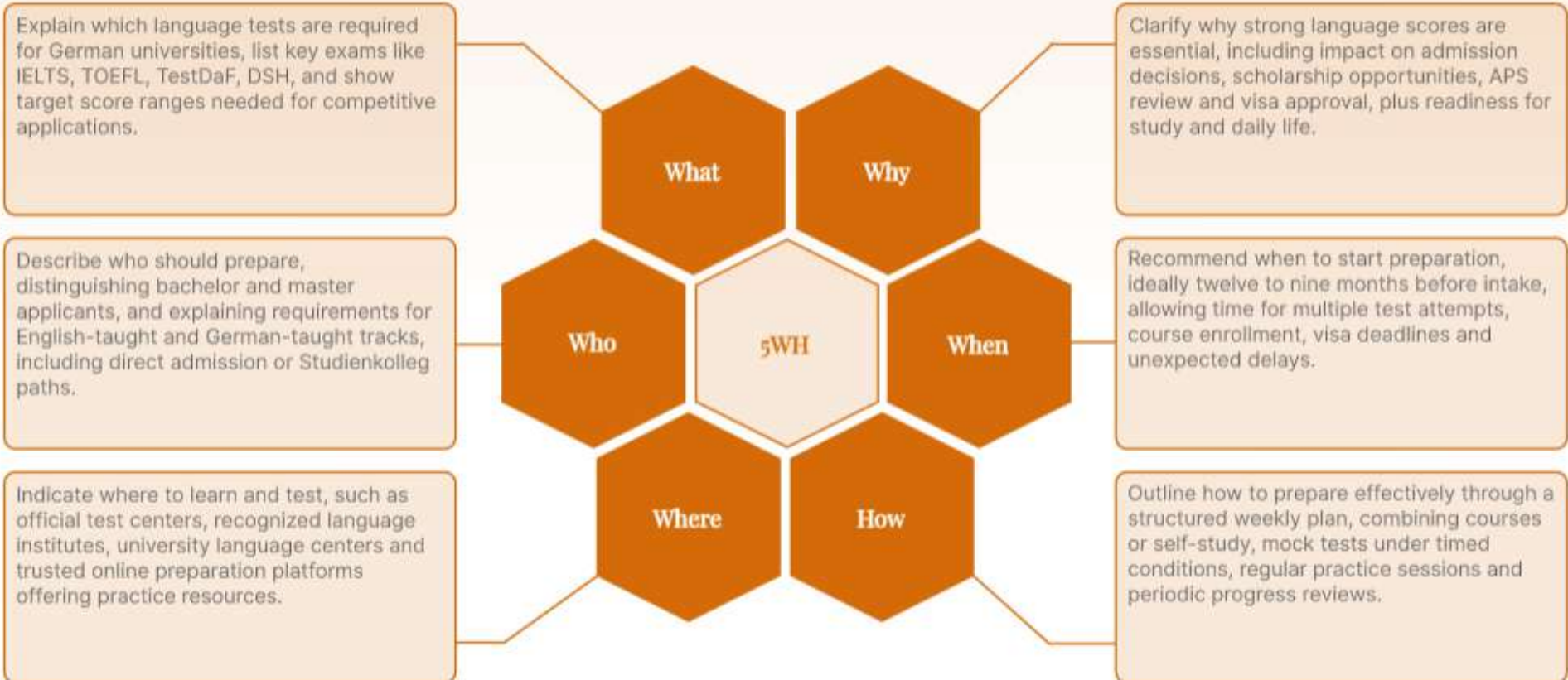
English-taught programs accept IELTS, TOEFL usually requiring overall IELTS 6.0–6.5, TOEFL 80–95 with minimum section scores set for reading, writing, listening, and speaking performance.



### German levels, exams, and program matching

Admissions often require German B1–C1, proven via Goethe, TestDaF, DSH, or telc; match each program's language demands, check validity periods, and schedule retakes early.

# Language Prep Plan



## ➤ APS Certificate for Indian Applicants



### **What is APS and who needs it**

APS is mandatory academic verification for Indian credentials, required for almost all Indian students applying to German universities before submitting their admission applications.



### **Documents, process, and common pitfalls**

Applicants upload passport, transcripts, certificates, and language or test scores via the APS portal; expect processing delays, and avoid incomplete files, inconsistencies, or missing signatures.

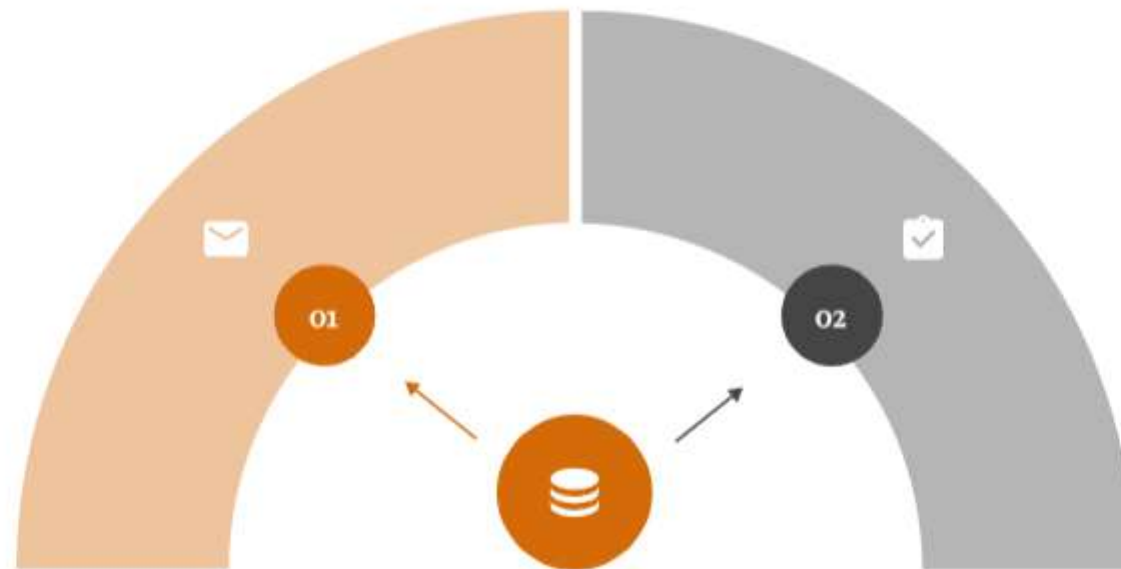
# ✦ Selecting Universities & Courses

## Overall selection strategy

Prioritize academic and personal fit over rankings, aligning goals, strengths, and budget while considering curriculum structure, specialization options, language requirements, and long-term career direction.

## Key factors and practical tools

Assess research facilities, lab and industry links, location, living costs, and student support; use DAAD, uni-assist, university portals to create ambitious, moderate, and safe shortlists.



# University Application Workflow

## Step1

### Core application steps and documents

---

Shortlist universities, create document checklist, complete language or aptitude exams, then submit applications with SOP, CV, LORs, transcripts tailored to each program's requirements.

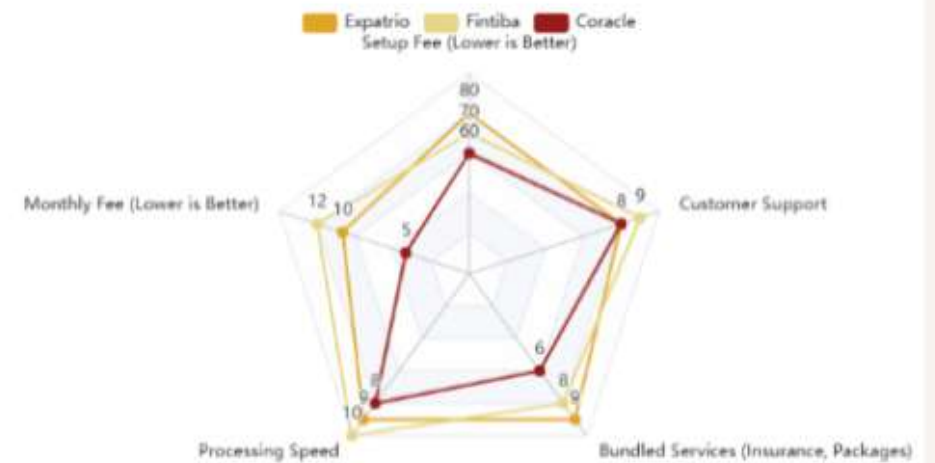
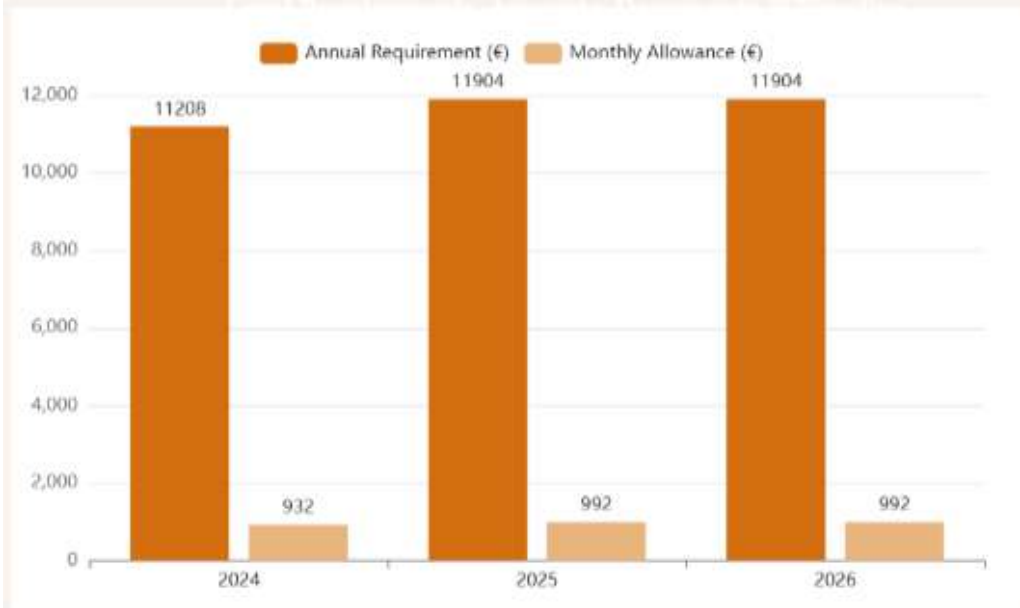
## Step2

### Routes, timelines, interviews, and offers

---

Distinguish direct university portals from Uni-Assist, note intake fees and deadlines, prepare for potential interviews, and carefully verify details, conditions, and response deadlines in admission letters.

## ➤ Financial Requirements & Blocked Account for German Study Visas



# 🚀 Visa Application: Step-by-Step

01

## Visa process overview

Gather documents, book a visa appointment, then submit your application. Attend interview, provide biometrics, await background checks, and track processing through embassy portals or email updates.

02

## Interview, documents, and tips

Prepare for questions on study plans, finances, and career goals. Bring APS, admission letter, financial proof, and insurance. Answer clearly, stay consistent, confident, and honest.

## 🚩 Common Challenges & Solutions

### 👍 highlight

Highlight typical hurdles like APS delays, visa appointments, and housing scarcity, then present clear stepwise solutions and backup plans to reduce stress.

Explain how careful budgeting, scholarship search, and part-time work planning can ease financial pressure and support smooth cost-of-living adaptation in Germany.

Emphasize practical strategies for cultural and climate adjustment, such as joining local events, preparing for seasons, and keeping realistic expectations.

Show how active networking with student communities, alumni groups, and online forums provides guidance, emotional support, and reliable information during the journey.

## review

### 📄 Areas for improvement

APS delays and limited visa slots often disrupt timelines, so students need better contingency planning, early document preparation, and regular checks of official updates.

Accommodation scarcity in popular cities creates uncertainty, requiring earlier searches, flexible preferences, and readiness to use temporary housing or shared options when necessary.

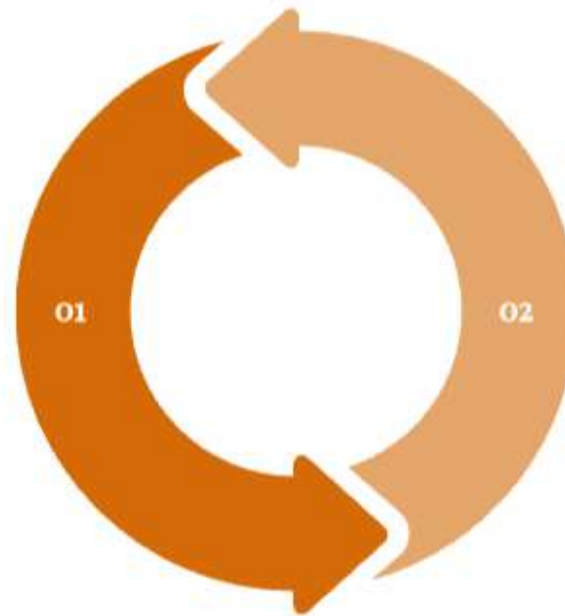
Financial stress and cost-of-living differences can be overwhelming, highlighting the need to improve pre-arrival budgeting skills, emergency fund planning, and realistic expense tracking.

Language barriers and cultural gaps affect daily life and part-time jobs, so students should strengthen basic German, practice communication strategies, and seek bilingual support networks.

## 🚩 Final Tips, Checklist & Action Plan

### Success Factors & Best Practices

Start applications early, keep documents organized, maintain strong academics, craft a clear SOP, and build a consistent profile aligned with your chosen programs and long-term goals.



### Checklist, Backups & Official Updates

Keep multiple labeled copies and digital backups, follow only official embassy or university updates, and prepare a simple pre-departure checklist covering documents, finances, accommodation, and essentials.

# Thanks

Gratitude, Recognition, and Moving Forward Together

© 2015 by the Board of Trustees of the University of Illinois. All rights reserved. This document is the property of the University of Illinois and is loaned to your organization. It and its contents are not to be distributed outside your organization.

